

FROM THE PRINCIPAL

Dear Parents and Community Members,

In the 2012-2013 school year, Timber Ridge received an Overall Rating of Level 4, and received an Overall Growth Rating of Level 5. This means that while not all of our students met or exceeded the grade level expectations, a significant number of our students are showing considerable growth from one year to the next, often helping them meet standards in one year when they hadn't the previous.

Last year we saw slow growth in the number of students meeting or exceeding on the OAKS Test, particularly for Students with Disabilities. This past year we worked to address this issue by adding intervention opportunities in reading and math. This coming

school year we increased the number of intervention classes and will continue to focus on staff working in teams developing assessments and planning the best pacing and instruction for student success.

You can help by encouraging your child to put forth effort and maintain school appropriate behavior that will support learning.

We look forward to partnering with you in the coming year!

Thank you,

Principal | Jason Hoffert-Hay

SCHOOL PROFILE

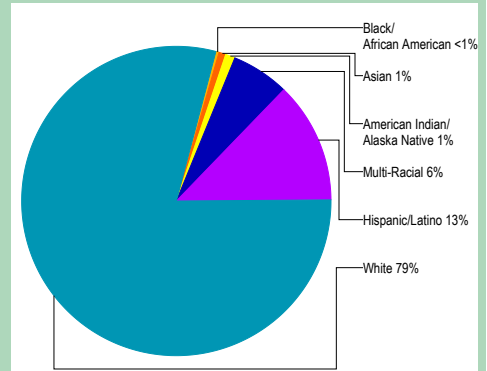
Enrollment 2012-13	695
K-3	113
4-5	234
Change from previous year	+1.0%
Students attending 90% or more of enrolled days	86%
.....	
Average elementary class size	22.8
Change from previous year	+2.2

Select Demographics 2012-13

English Learners	<5%
<i>Students who have ever been eligible for or participated in a program to acquire academic English.</i>	
Economically disadvantaged	45%
Students with disabilities	16%
.....	
Number of different languages spoken:	6

Note: a "*" is displayed when the data must be suppressed to protect student confidentiality.

STUDENTS

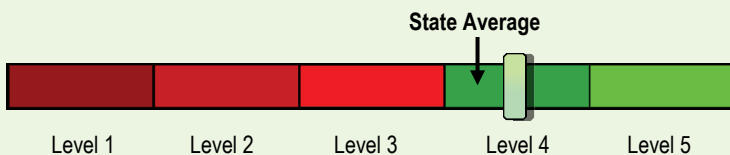


OVERALL STATE RATING

HOW ARE STUDENTS AT THIS SCHOOL PERFORMING COMPARED TO THOSE AT OTHER SCHOOLS?

The overall state rating is intended to summarize this school's particular successes and challenges. It is based on a combination of up to five factors. Three of these factors come from standardized test scores in reading and math: student achievement, student growth, and the growth of underserved subgroups. Please be aware that this rating is based mainly on high-stakes testing and accordingly, represents a limited view of student performance. Other aspects of this report card are designed to put this rating in the proper context.

Compared to all schools statewide in 2012-13, this school is rated as Level 4.



- Level 1** = Falls into the bottom 5% of schools
- Level 2** = Falls between 5% and 15% of schools
- Level 3** = Falls between 15% and 44% of schools
- Level 4** = Falls between 44% and 90% of schools
- Level 5** = Falls into the top 10% of schools

Compared to elementary schools with similar student demographics in 2012-13, this school's rating is about average.



- Below average** = Falls into the bottom third of comparison schools
- About average** = Falls into the middle third of comparison schools
- Above average** = Falls into the top third of comparison schools

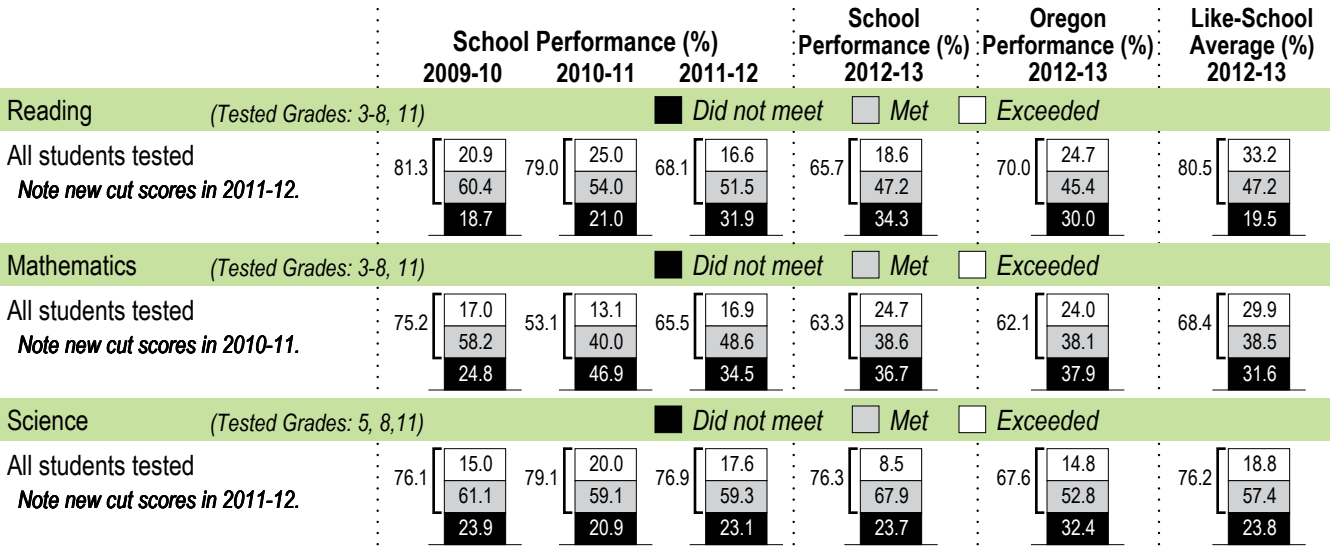
PROGRESS ARE STUDENTS MAKING ADEQUATE GAINS OVER TIME?

SCHOOL PERFORMANCE

Students meeting or exceeding state standards on exams

Did at least 95% of the students at this school take required state exams? Yes No

Participation rate criteria are in place to ensure schools test as many eligible students as possible



Visit www.ode.state.or.us/go/data for additional state exam results.

Note: a "*" is displayed when data are unavailable or to protect student confidentiality.

OUTCOMES FOR KEY STUDENT GROUPS AT THIS SCHOOL COMPARED TO THE SAME GROUPS STATEWIDE

STUDENT GROUP OUTCOMES

	School Performance (%)	Oregon Performance (%)	School Compared to OR Average		School Performance (%)	Oregon Performance (%)	School Compared to OR Average		School Performance (%)	Oregon Performance (%)	School Compared to OR Average
All Students				American Indian/Alaska Native				Native Hawaiian/Pacific Islander			
Reading	65.7	70.0	-4.3	Reading	<5	56.5	*	Reading	*	55.9	*
Mathematics	63.3	62.1	+1.2	Mathematics	16.7	46.7	-30.0	Mathematics	*	49.0	*
Science	76.3	67.6	+8.7	Science	*	54.1	*	Science	*	46.6	*
Economically Disadvantaged				Asian				White			
Reading	54.3	58.9	-4.6	Reading	*	78.9	*	Reading	66.9	76.6	-9.7
Mathematics	49.8	50.1	-0.3	Mathematics	*	80.2	*	Mathematics	64.5	67.5	-3.0
Science	69.1	55.3	+13.8	Science	*	74.5	*	Science	76.5	75.5	+1.0
English Learners				Black/African American				Female			
Reading	35.3	45.9	-10.6	Reading	*	52.6	*	Reading	65.3	73.0	-7.7
Mathematics	47.1	44.2	+2.9	Mathematics	*	41.2	*	Mathematics	60.3	62.4	-2.1
Science	*	39.1	*	Science	*	43.2	*	Science	69.6	65.1	+4.5
Students with Disabilities				Hispanic/Latino				Male			
Reading	21.0	37.4	-16.4	Reading	60.8	51.5	+9.3	Reading	66.2	67.2	-1.0
Mathematics	17.3	28.7	-11.4	Mathematics	50.6	45.9	+4.7	Mathematics	66.2	61.8	+4.4
Science	42.9	40.2	+2.7	Science	65.5	45.5	+20.0	Science	83.5	69.9	+13.6
Talented and Gifted				Multi-Racial							
Reading	>95	98.6	*	Reading	70.0	74.6	-4.6				
Mathematics	92.3	98.2	-5.9	Mathematics	78.0	65.4	+12.6				
Science	>95	98.1	*	Science	>95	73.1	*				

Note: a "*" is displayed when data are unavailable or to protect student confidentiality.



Timber Ridge School

373 Timber Ridge St NE
Albany, OR 97322, (541) 704-1095
<http://www.albany.k12.or.us/timberidge/>

DISTRICT Greater Albany Public SD 8J
SUPERINTENDENT Maria Delapoer
PRINCIPAL Jason Hoffert-Hay
GRADES SERVED 3-8

For more report card measures
including detailed demographic
information visit
www.ode.state.or.us/go/SchoolRC

CURRICULUM & LEARNING ENVIRONMENT WHAT IS THIS SCHOOL DOING TO IMPROVE STUDENT LEARNING AND TO PREPARE STUDENTS FOR THE FUTURE?

SCHOOL READINESS

Strong PBIS systems supporting positive behavior; Advisory programs

Administer and review Health Teens Survey annually

Counseling for emotional, academic, and behavioral issues

Bullying and harrassment prevention programs

ACADEMIC SUPPORT

Schoolwide Intervention and enrichment classes for student support

Special Education programs for students with learning disabilities

Additional academic time and support outside the school day

Education assistants who provide individualized academic support

ACADEMIC ENRICHMENT

Student garden program; Art, music, and performing arts classes

Access to high school math courses; academic enrichment courses

EXTRACURRICULAR ACTIVITIES

Various student interest clubs at lunch and after school

Lego Robotics; Battle of the Books

Middle School track

Partnership with Boys & Girls Club

Data and information in the Curriculum and Learning Environment section was provided by local schools and districts and was not verified by the Oregon Department of Education.